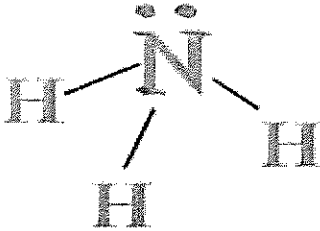

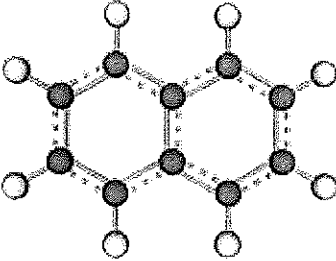
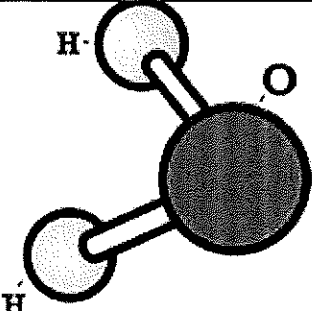
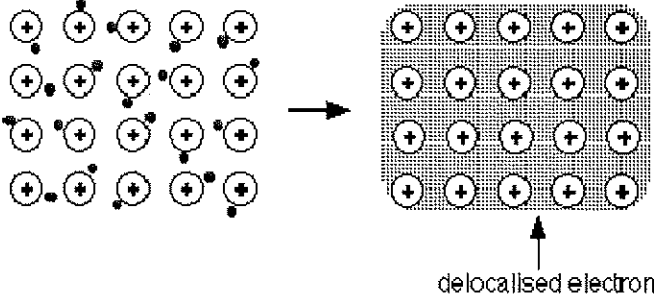
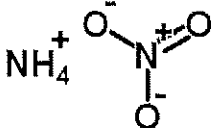
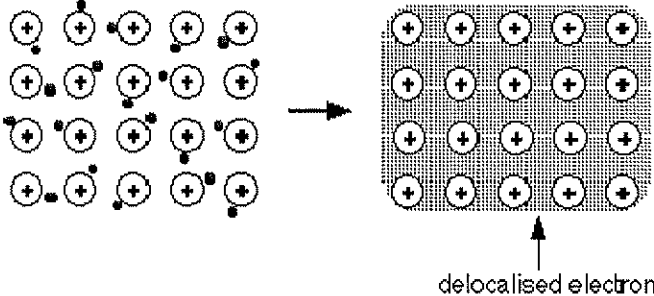


Part I. Physical Appearance (continued)

For each of the solids on the front and back of the first page, select the appropriate picture below that correctly depicts the molecular structure of that solid. Cut and paste these pictures in the third column of the table in Part I.

		
	 <p style="text-align: center;">↑ delocalised electrons</p>	<p style="text-align: center;">$K^+ \quad Cl^-$</p>
	 <p style="text-align: center;">↑ delocalised electrons</p>	<p style="text-align: center;">$I-I$</p>
<pre> -O-Si-O-Si-O- O O O O -O-Si-O-Si-O-Si-O-Si-O- O O O O </pre>	